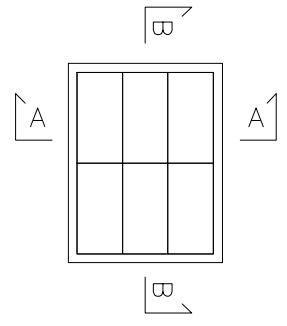
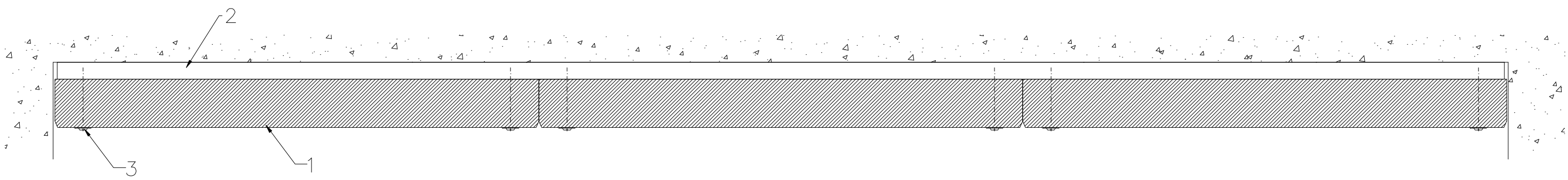


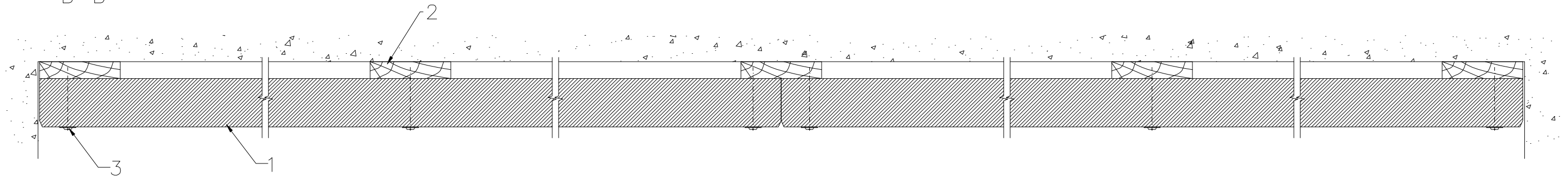
1. Tile ROCKFON COSMOS 1200x600x60mm
2. Wooden lath
3. Cosmos screw



A-A



B-B



All screws and other fastenings shown are indicative and illustrative only. Specific fasteners should be chosen dependent on substrates and materials being used.

<p>Information: Celing height – Cosmos System</p> <p>We kindly draw your attention to the fact that the above drawings should be considered as guidelines and therefore are without responsibility on the part of Rockfon Limited.</p>	Date:		Drawing Type:	
	Drawing No.:		Drawn by:	Scale: 1:5
	Contact Information:			

Rockfon
ACTIVATE YOUR CEILING
Tel. +44 (0) 208 222 7457